






Year 5 Parent Newsletter Autumn 1








Dear Parents, Carers and Families,



Welcome to Year 5.

We hope you and your child are excited about starting this academic year and that this newsletter gives you an understanding as to what your child will be learning this term. You will also find some useful links or activities that you may want to look at or complete with your child.

Each year group is busily arranging a parent workshop for the Autumn term. Dates regarding these will be shared shortly with you. We hope you can attend! If you do have any questions, please do not hesitate to come and speak with us.

Area	Theme	
Project: History/ Geography	<p style="text-align: center;">Dynamic Dynasties</p> <p>In Dynamic Dynasties, your child will learn about periods of ancient Chinese history. They will explore a timeline of the first five Chinese dynasties and learn about the legends surrounding the beginning of Chinese civilisation. They will take a deep dive into the history of the Bronze Age Shang Dynasty and explore evidence found in the ancient city of Yin. They will study oracle bones, learn about religious beliefs and explore bronze artefacts that set the Shang Dynasty apart from other civilisations. They will also study the hierarchy of the Shang Dynasty and discover who was powerful and who was powerless. They will look at warfare and find out how bronze technology gave the Shang Dynasty an advantage over their enemies. They will learn about the life of the great military leader, Fu Hao. The children will then look at significant aspects of life after the Shang Dynasty, including the work of Confucius in the Zhou Dynasty, the short but significant reign of Emperor Qin Shi Huang of the Qin Dynasty and the importance of the Silk Road created by the Han Dynasty. To end the project, your child will find out how ancient China's lasting legacy can be seen in the world today.</p>	
English	<p>During this term, our focus will be the author, Roald Dahl. We will be looking at the style of his writing in both his books and short stories for children and using this to influence our writing. Our focus will be on his characters and settings along with other features of Dahl's stories such as fantasy, magic and the quest for fair treatment and happiness for children and animals...</p> <p>Writing expectations for year 5:</p>	
Maths	<p>Using the White Rose Scheme, we will begin the year looking at place value for three weeks. Children will learn to read and write numbers to a million and look at rounding up to this value. This will be followed by two weeks of addition and subtraction. The focus will be on the formal methods for these calculations. We</p>	

	will end the half term with the introduction of our multiplication and division topic. Children will learn how to divide and multiply by 10, 100 and 1000 as well as focus on the 2-digit by 2-digit column method for multiplication and the bus stop method for division.	
Reading	Your child will shortly be coming home with a reading book. Please support and encourage them to read this at home.	
Science	In previous years children learned about how contact and non-contact forces make things start and stop moving. This module builds on these ideas and develops an understanding of how forces including gravitational attraction and drag forces – friction, air resistance, water resistance, and upthrust in water – affect movement. Children learn how mechanisms including levers, pulleys and gears allow a smaller force to have a greater effect. When working scientifically, children plan and carry out fair test and pattern-seeking investigations, observe carefully, record accurate measurements, and construct different mechanisms. They look at scientific ideas from the past and carry out an activity to find evidence to support or refute famous scientists’ ideas. They make predictions as a result of carrying out simple activities and go on to plan new investigations. There are opportunities to develop graphing skills as well as communication and presentation skills.	
PE	PE will be on a Tuesday morning. On this day, your child will need to come into school in suitable PE Kit. (see below). For the first half term each class will be covering the following sports: 5P Gymnastics/Netball 5H Basketball/Football 5K Dance/Tag Rugby	
Computing	In computing, children will continue their learning about online safety, looking at disinformation and misinformation. They will also cover computing systems and networks and develop their programming skills.	
Modern Foreign Languages	This term we will be introducing French into KS2 (Y3-Y6). Children will be learning to understand and respond to spoken and written language from a variety of authentic sources Units 1- 6 will include: rhymes, traditional songs, listening to and reading a story, performing a traditional story in French, expressing an opinion	
RE/PSHE		
Music		

Art/DT		
Suggested reading list		

Other information

PE Kit

For safety reasons, it is essential your child comes to school in correct and safe PE kit.

Plain T-Shirt

Shorts, tracksuit trousers or leggings

Trainers (not pumps)



Your child may wear a tracksuit/jogging bottoms over their PE kit if they wish.

Supporting your child at home

Read, read, then read some more! Research show that reading regularly is the best homework you can do. If your child brings a reading book home, please support them to read it- even. Better, spend 10 minutes a day reading with them.



Dynamic Dynasties



These activities are for you to do at home. You can do all of them or choose the ones you find most interesting.

Activities

1. Use your existing knowledge and research skills to write a few sentences about each of the following Chinese dynasties and periods. Present your sentences on a timeline.
 - Xia Dynasty (c2070–c1600 BC)
 - Shang Dynasty (c1600–c1046 BC)
 - Western Zhou Dynasty (c1046–c771 BC)
 - Eastern Zhou Dynasty (c771–c256 BC) including the Spring and Autumn Period and the Warring States Period
 - Qin Dynasty (c221–c207 BC)
 - Han Dynasty (c206 BC–cAD 220)
2. Use a range of sources to create a mind map about the Shang Dynasty. Include the headings: dates, location, how the dynasty began, beliefs, everyday life, warfare, achievements and how the dynasty ended. Use your mind map to write a non-chronological report. Include a title, opening paragraph, subheadings, interesting facts, precise topic vocabulary and images with captions. Once complete, share your report with a family member.
3. Look online for pictures of oracle bones from the Shang Dynasty. Use your existing knowledge, information books or the internet to answer the questions.
 - What is an oracle bone?
 - What were oracle bones used for?
 - Why are oracle bones an important source of evidence for archaeologists and historians to learn about the Shang Dynasty?

4. Examine these artefacts from the Shang Dynasty. Record your observations for each artefact on a table, including its name, material, description and possible uses.



bronze dagger-axe



bronze nao (bell)



bronze yu (ritual container)



jade talisman

5. Use information books and the internet to find out about one other dynasty. Choose from the Xia Dynasty, Zhou Dynasty, Qin Dynasty or Han Dynasty. Research their beliefs, government, homes, everyday lives, warfare and achievements. Create an information poster to record your findings. Once complete, compare your chosen dynasty with the Shang Dynasty. Record similarities and differences between the dynasties in a table.
6. Use a range of sources to find out about an ancient Chinese achievement, invention or innovation that interests you, such as traditional Chinese medicine, metalworking, the Great Wall of China or Chinese writing. Record your findings as a list of facts and include a picture or drawing.
7. Find images of ancient bronze artefacts from the Shang Dynasty that feature taotie designs. Create a piece of art by copying or tracing one or more taotie designs onto paper. Colour your design using paints, felt pens or crayons, using a combination of black, blue and green colours to recreate the patina of the bronze. Share your art with a family member and explain what you have learned about the taotie motif.
8. Use a range of sources to find out about the Silk Road. Record your findings and provide information about the purpose of the Silk Road, its length, the route it took, the countries involved, items that were traded and the origin of the name.
9. Finish your home learning by writing a summary of the topic, explaining what you have learned about the Shang Dynasty, other ancient Chinese dynasties, their ways of life and their accomplishments.

Useful websites

BBC Teach – Introducing the Shang Dynasty – History KS2
Britannica Kids – Ancient China: Beginnings
The British Library – Chinese oracle bone
The Metropolitan Museum of Art – Search the Collection
The Art Institute of Chicago – The Collection – Discover Art & Artists
British Museum – Collection
Britannica – Taotie
DKfindout! – Ancient Chinese Trade – The Silk Road

Good reads

Title	Author	ISBN
Usborne Illustrated Stories from China	Li Weiding	9781474947077
Mulan and other Legendary Stories from China	Barbara Laban	9781510445390
The History Detective Investigates: The Shang Dynasty of Ancient China	Geoff Barker	9780750294195
Why did the Shang write on turtles? And other questions about the Shang Dynasty	Tim Cooke	9781526315366
Discover Through Craft: China and the Shang Dynasty	Jillian Powell	9781445150826
History Hunters: Ancient China Dig up the Secrets of the Dead	Louise Spilsbury	9781474726887