












## Nursery Parent Newsletter Spring

Dear Parents, Carers and Families,

Please find what your child will be learning about this term.

Area	Theme	
<p><b>Project: Understanding the World</b></p>	<p style="text-align: center;"><b><u>Winter Wonderland</u></b></p> <p>In the Winter Wonderland project, your child will explore the seasonal changes that happen during winter. They will find out about the different weather associated with the winter season and explore changes that happens to water as it freezes. They will find out about what happens to plants and animals during cold weather and explore places in the world that are always cold and snowy, including the animals that live there.</p> <p style="text-align: center;"><b><u>Starry Night</u></b></p> <p>In the Starry Night project, your child will explore the differences between the world at night time compared with daytime, through a range of exciting and creative activities. They will find out about nocturnal animals and how they find food when it is dark. They will find out about people who work at night and the different jobs that people do when we are asleep. They will discuss bedtime routines and the importance of a good night's sleep. We will look at space, the moon and stars.</p>	
<p><b>Literacy</b></p>	<p>We will be developing our fine motor and gross motor skill to help progress the foundations of a handwriting style. We will read a variety of winter/night stories and poems and use these as a stimulus for the children's emergent writing.</p>	
<p><b>Phonics</b></p>	<p>As a school we follow the Little Wandle Letters and Sounds scheme. We will start this half term by continuing with Phase 1 listening games and progress to learning the Phase 2 phonemes.</p>	
<p><b>Mathematics</b></p>	<p>This half term we will be exploring.</p> <p>2D Shapes - Recognise and name common 2-D shapes and finding shapes in the environment.</p> <p>Counting – Objects to 10</p> <p>Number recognition – recognising the numerals 0-5 and then 6-10</p> <p>Ordinality – putting numbers in the correct sequence.</p>	

<b>Reading</b>	Demonstrate understanding of what has been read to them by retelling stories and narratives using their own words and recently introduced vocabulary.	
<b>Physical Development</b>	We will be exploring climbing and balancing using the benches and boxes.	
<b>PSED</b>	We will continue to remind ourselves of rules and routines in nursery. We will look at bedtime routines during our starry night project and the importance of sleep and why we need to brush our teeth.	
<b>Music</b>	We will be singing lots of winter and night songs and accompanying them with untuned instruments such as shakers or jingle bells.	
<b>Expressive Arts and Design</b>	We will be painting winter pictures and use paint and cling film to make icy patterns. I will also use a variety of painting techniques to create nocturnal and arctic animals	
<b>Suggested reading list</b>	Whatever Next- Jill Murphy Peace at Last Jill -Murphy One Snowy Night – Nick Butterworth How to Catch a Star- Oliver Jeffers Elmer in the Snow – David McKee The Gruffalo’s Child – Julia Donaldson The Snow Lambs – Debi Gliori Owl Babies – Martin Waddell Snows Bears Martin Waddell	

Other information

### Supporting your child at home

Read, read, then read some more! Research show that reading regularly is the best homework you can do. When your child brings a book home, please read it to them and spend time talking about it. Better, spend 10 minutes a day reading to them.



### Supporting with Project work

Winter Wonderland

- Go on a winter walk and talk about how the environment has changed since the summer months.
- Put bird food out in the garden or on a window ledge and observe the birds that visit.
- Leave water out in a shallow container overnight on a cold night and see if the water freezes.
- If it snows, build a snowman, and take a photo of it to share with the rest of the class.
- Share and discuss the [Did you know?](#) resource.

Starry Night

- Look at the night sky and see how many stars you can see each night.
- See how the Moon changes shape each night.
- Go on a short walk after dark or go into the garden. Take a torch to light the way. Discuss how things look different in the dark.
- Share and discuss the [Did you know?](#) resource